




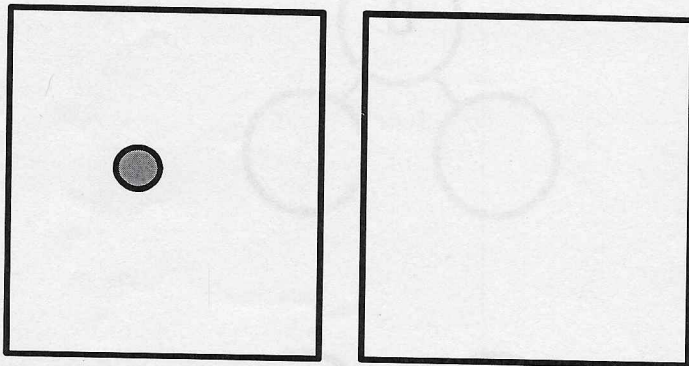
Name \_\_\_\_\_

Date \_\_\_\_\_


Fill in the number bond to match the picture.



Draw some more dots to make 8 dots in all, and finish the number bond.




Draw 8 dots, some blue and the rest red. Fill in the number bond.



Blue Dots

Red Dots


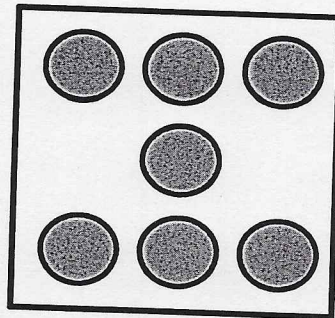

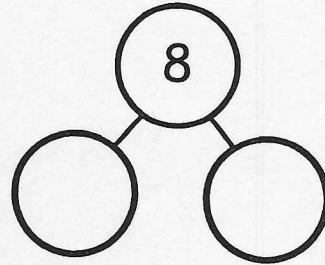







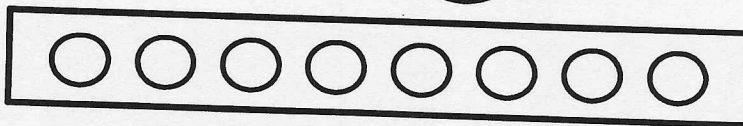

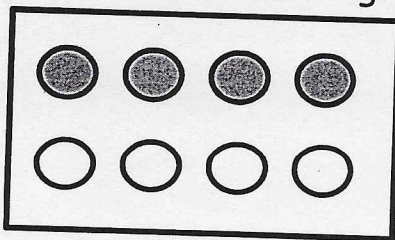
Name \_\_\_\_\_

Date \_\_\_\_\_

Complete the number bond to match the dot picture.



Draw a line to make 2 groups of dots. Fill in the number bond.



On the back of your paper:

- Draw a number bond for 4. Fill in the number bond.
- Draw a number bond for 5. Fill in the number bond.
- Draw a number bond for 6. Fill in the number bond.
- Draw a number bond for 7. Fill in the number bond.